

Scaled data based on original data using
LM-79-08 Approved Method: Electrical and Photometric Measurements of Solid-
State Lighting Products

Test Report Prepared for
Cooper Lighting Solutions
(formerly Eaton)

Brand: INVUE

Report Number: P675582

Luminaire Tested: **CCW-SA-2A-760-U-SL3**

Issue Date: 04/25/2023

Test Information

Test Method: LM-79-08
Report Number: P675582
Test Lab: INNOVATION CENTER(G1)
Issue Date: 04/25/2023
Manufacturer: COOPER LIGHTING SOLUTIONS (FORMERLY EATON)
Product Line: INVUE
Catalog Number: CCW-SA-2A-760-U-SL3
Description: INVUE CLEAR CURVE Wall Pack MOUNT LIGHT SQUARE LUMINAIRE @350mA w/
SL3 distribution lens
Light Source: (32) 5700K CCT, 70 CRI LEDs
Ballast/Driver: ELECTRONIC DRIVER

Summary

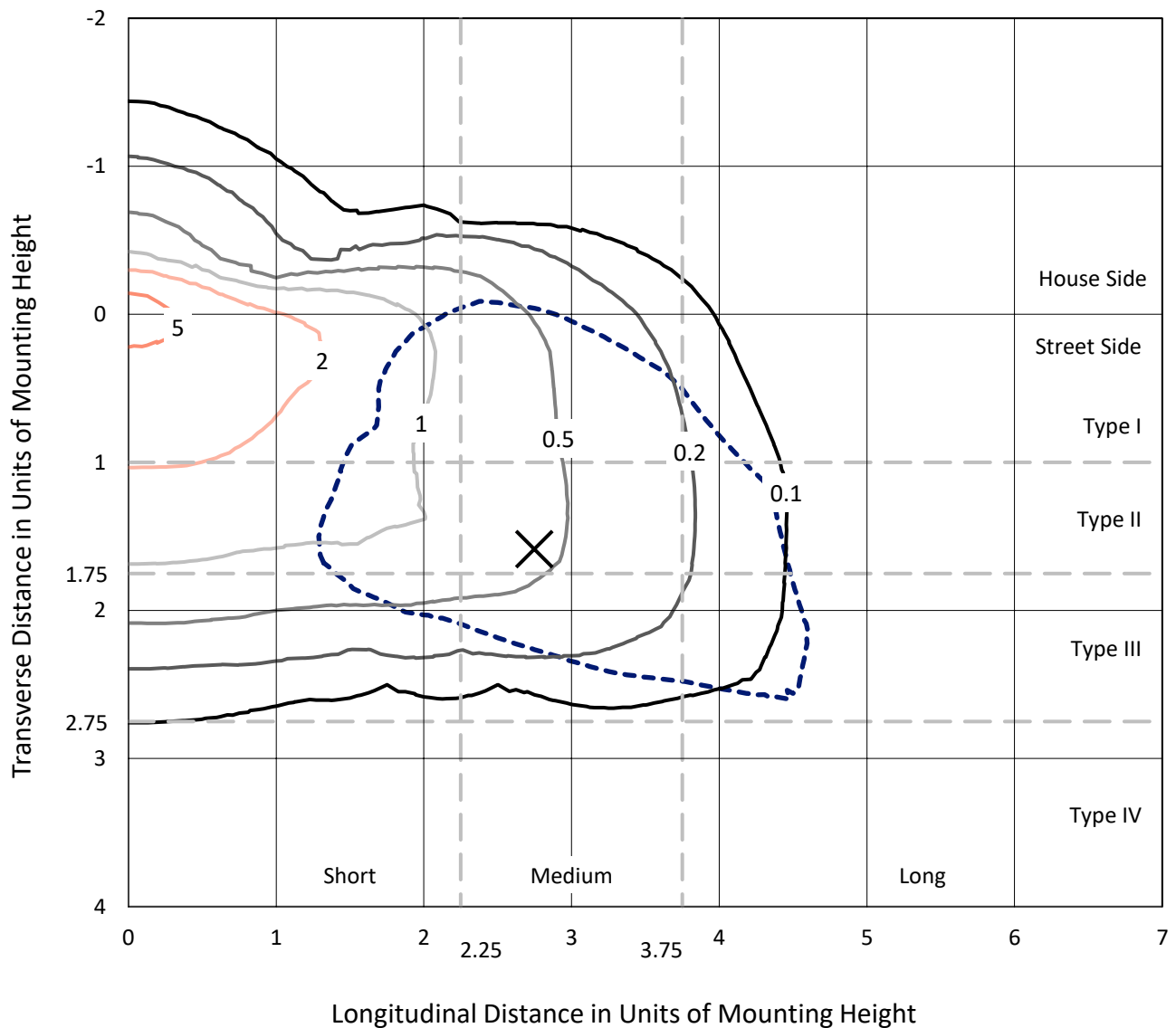
Lumens per Lamp: N/A
Luminaire Lumens: 5533.9 lumens
Efficiency: N/A
Efficacy: 152.9 lumens/watt
Luminous Opening: Rectangular (W 1' x L: 1' x H: 0')
IES Classification: Type III - Medium
BUG Rating: B1 - U0 - G2

Input Watts (W): 36.2
Input Voltage (V): 120
Input Current (A_{in}): NR
Voltage Rise (V): NR
Power Factor: NR
Total Harmonic Distortion (THDi): NR
Frequency (hertz): 60
Stabilization Time: NR
Operation Time: NR
Ambient Temperature (°C): NR
Test Distance: 25 FT

REPORT NUMBER: P675582
 CATALOG NUMBER: CCW-SA-2A-760-U-SL3

Iso-Footcandle Lines of Horizontal Illumination

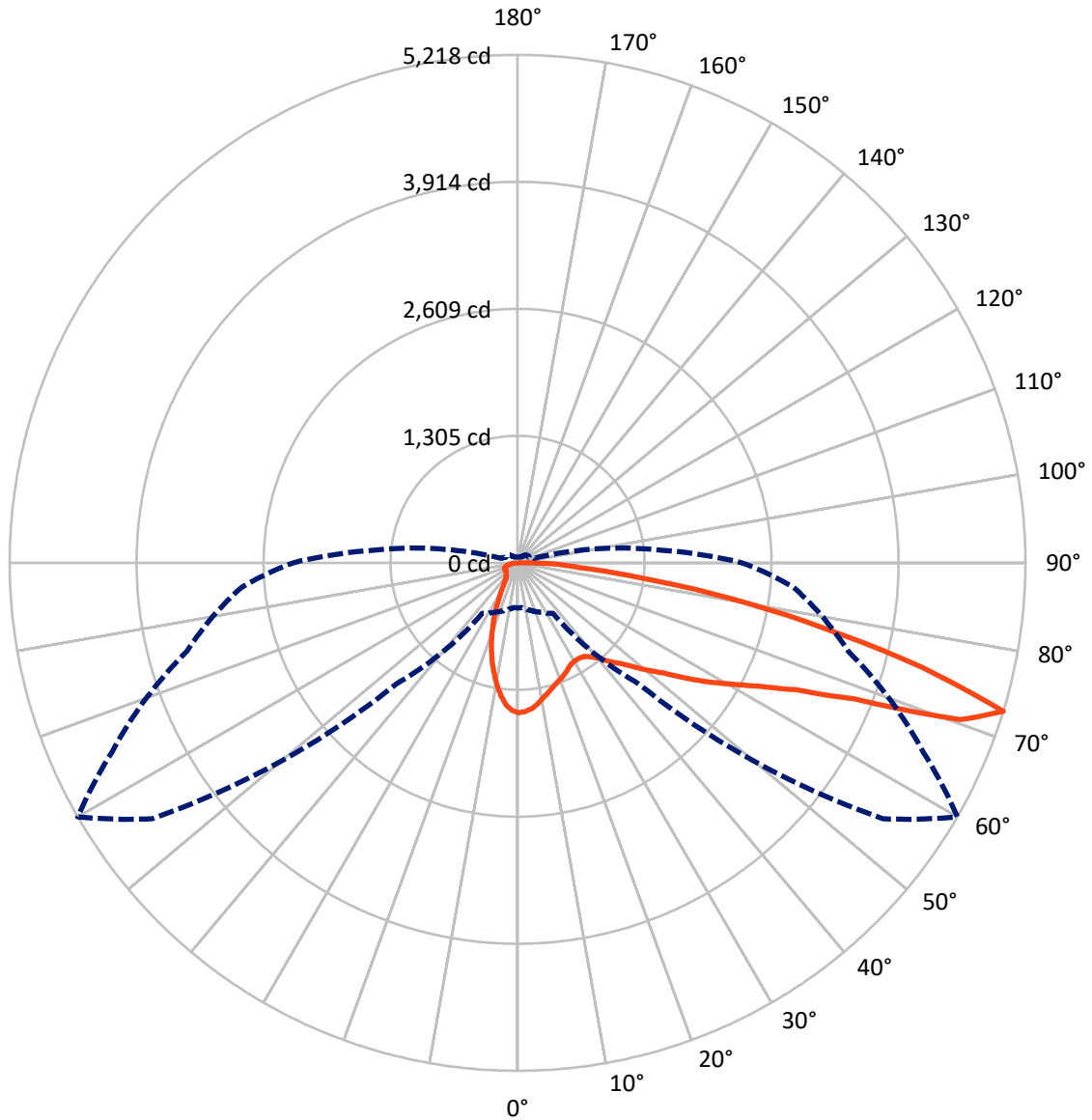
× Max cd
 - - - 1/2 Max cd



Based on 15 foot mounting height. Maximum calculated value = 6.8 fc
 Type III - Medium - N/A

REPORT NUMBER: P675582
CATALOG NUMBER: CCW-SA-2A-760-U-SL3

Luminous Intensity Polar Plot



— Vertical Plane Through 60-Deg Lateral - - - Horizontal Cone Through 72.5-Deg Vertical

REPORT NUMBER: P675582
 CATALOG NUMBER: CCW-SA-2A-760-U-SL3

FLUX DISTRIBUTION:

		Downward	Upward	Total
House Side	Lumens	950.6	0.0	950.6
	% Fixture	17.2	0.0	17.2
Street Side	Lumens	4583.3	0.0	4583.3
	% Fixture	82.8	0.0	82.8
Total	Lumens	5533.9	0.0	5533.9
	% Fixture	100.0	0.0	100.0

Coefficient of Utilization

ZONAL LUMENS:

Zone	Lumens	% Fixture
0°-10°	133.6	2.4
10°-20°	302.9	5.5
20°-30°	387.6	7.0
30°-40°	495.9	9.0
40°-50°	680.1	12.3
50°-60°	983.7	17.8
60°-70°	1349.4	24.4
70°-80°	1012.6	18.3
80°-90°	188.2	3.4
90°-100°	0.0	0.0
100°-110°	0.0	0.0
110°-120°	0.0	0.0
120°-130°	0.0	0.0
130°-140°	0.0	0.0
140°-150°	0.0	0.0
150°-160°	0.0	0.0
160°-170°	0.0	0.0
170°-180°	0.0	0.0
0°-90°	5533.9	100.0
0°-180°	5533.9	100.0

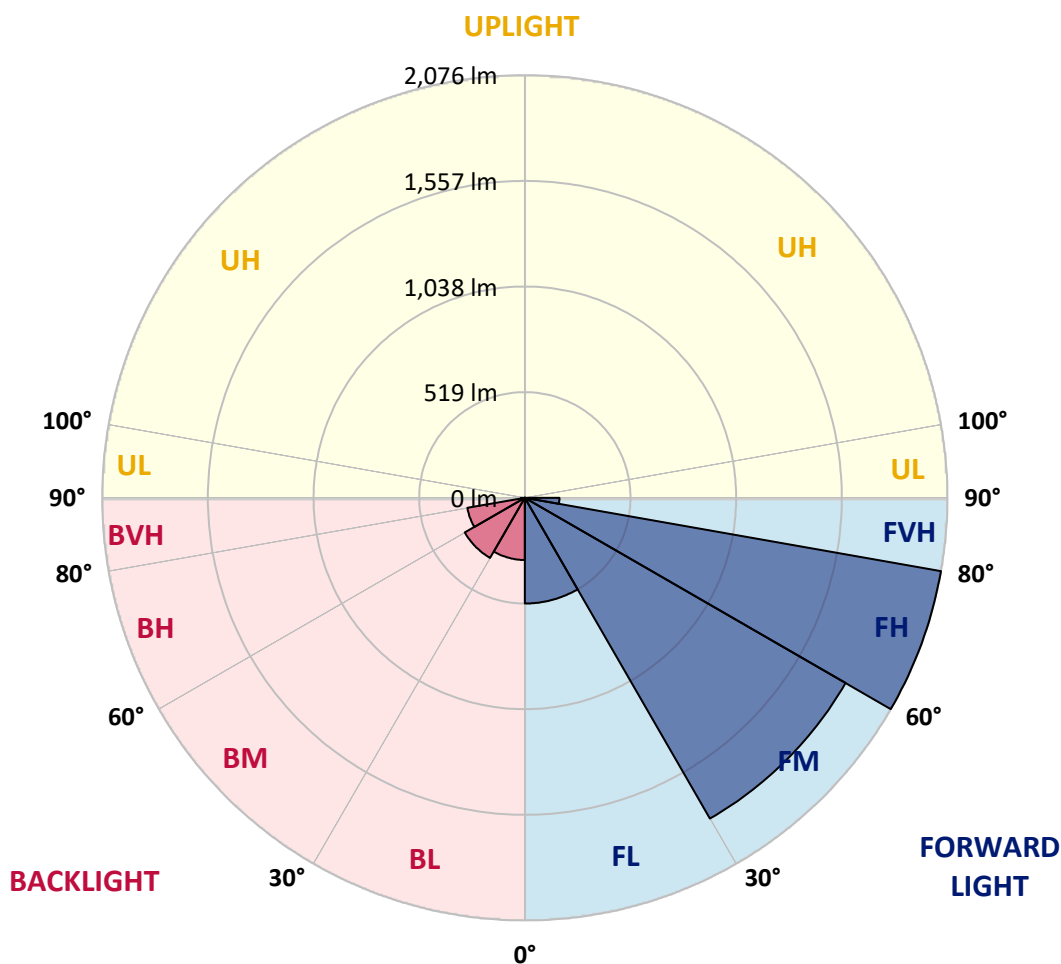


REPORT NUMBER: P675582
 CATALOG NUMBER: CCW-SA-2A-760-U-SL3

LUMINAIRE CLASSIFICATION SYSTEM LUMEN TABLE AND BUG RATING:

Zone	Lumens	% Fixture	Zone Rating/Lumen Limit		
			B	U	G
FL (0°-30°)	518.9	9.4			
FM (30°-60°)	1819.0	32.9			
FH (60°-80°)	2075.6	37.5			G2/5000
FVH (80°-90°)	169.9	3.1			G2/225
BL (0°-30°)	305.2	5.5	B1/500		
BM (30°-60°)	340.7	6.2	B1/1000		
BH (60°-80°)	286.5	5.2	B1/500		G1/500
BVH (80°-90°)	18.3	0.3			G1/100
UL (90°-100°)	0.0	0.0		U0/0	
UH (100°-180°)	0.0	0.0		U0/0	

BUG Rating: B1-U0-G2
 Type III Medium





REPORT NUMBER: P675582

CATALOG NUMBER: CCW-SA-2A-760-U-SL3

CANDELA DISTRIBUTION (FULL):

	0°	5°	15°	25°	35°	45°	55°	60°	65°	75°	85°
0°	1540.9	1540.9	1540.9	1540.9	1540.9	1540.9	1540.9	1540.9	1540.9	1540.9	1540.9
2.5°	1508.0	1522.4	1526.5	1526.5	1538.9	1524.4	1545.0	1528.6	1532.7	1538.9	1534.7
5°	1435.9	1460.6	1446.2	1472.9	1462.6	1481.2	1505.9	1505.9	1499.7	1512.1	1501.8
7.5°	1365.8	1357.6	1382.3	1382.3	1398.8	1423.5	1444.1	1464.7	1466.8	1470.9	1468.8
10°	1271.1	1281.4	1293.7	1310.2	1330.8	1355.5	1398.8	1415.3	1419.4	1444.1	1437.9
12.5°	1192.8	1207.2	1215.4	1248.4	1266.9	1302.0	1351.4	1374.1	1376.1	1411.1	1411.1
15°	1135.1	1143.3	1161.9	1174.2	1215.4	1264.9	1312.3	1332.9	1355.5	1392.6	1382.3
17.5°	1095.9	1106.2	1114.5	1131.0	1170.1	1211.3	1285.5	1297.8	1324.6	1378.2	1365.8
20°	1073.3	1075.3	1087.7	1098.0	1133.0	1172.2	1238.1	1271.1	1306.1	1353.5	1341.1
22.5°	1077.4	1069.2	1067.1	1081.5	1087.7	1124.8	1205.1	1240.2	1289.6	1345.2	1324.6
25°	1085.6	1087.7	1083.6	1071.2	1073.3	1106.2	1159.8	1205.1	1260.8	1343.2	1302.0
27.5°	1106.2	1116.5	1100.1	1087.7	1075.3	1087.7	1143.3	1176.3	1238.1	1353.5	1299.9
30°	1126.8	1137.1	1133.0	1114.5	1089.8	1085.6	1124.8	1166.0	1225.7	1361.7	1299.9
32.5°	1157.7	1172.2	1157.7	1163.9	1135.1	1116.5	1131.0	1168.0	1238.1	1390.5	1302.0
35°	1192.8	1205.1	1209.3	1194.8	1188.6	1153.6	1161.9	1180.4	1250.5	1423.5	1322.6
37.5°	1231.9	1246.3	1258.7	1260.8	1240.2	1219.6	1215.4	1225.7	1281.4	1481.2	1345.2
40°	1258.7	1266.9	1291.7	1312.3	1318.4	1289.6	1287.5	1287.5	1337.0	1532.7	1386.4
42.5°	1304.0	1299.9	1334.9	1372.0	1382.3	1365.8	1369.9	1386.4	1415.3	1606.8	1452.3
45°	1326.7	1322.6	1363.8	1425.6	1472.9	1464.7	1468.8	1475.0	1501.8	1724.3	1563.6
47.5°	1357.6	1361.7	1421.4	1491.5	1540.9	1569.8	1592.4	1590.4	1611.0	1843.7	1687.2
50°	1388.5	1396.7	1468.8	1543.0	1629.5	1678.9	1711.9	1734.6	1755.2	1969.4	1829.3
52.5°	1448.2	1456.5	1536.8	1617.1	1728.4	1800.5	1882.9	1880.8	1882.9	2095.1	1971.5
55°	1534.7	1536.8	1584.2	1676.9	1827.3	1959.1	2072.4	2084.8	2049.8	2251.6	2134.2
57.5°	1633.6	1641.9	1683.1	1753.1	1905.5	2111.6	2284.6	2309.3	2214.6	2379.4	2282.5
60°	1726.3	1732.5	1796.4	1876.7	2041.5	2303.1	2498.8	2527.7	2424.7	2535.9	2437.0
62.5°	1621.3	1652.2	1765.5	1948.8	2280.5	2593.6	2770.8	2789.3	2628.6	2694.5	2601.8
65°	1297.8	1318.4	1481.2	1777.8	2297.0	3121.0	3191.0	3141.6	2908.8	2898.5	2851.1
67.5°	723.1	739.6	850.8	1161.9	1934.4	3318.7	4095.4	3732.8	3343.5	3205.4	3189.0
70°	570.6	574.8	589.2	653.0	1073.3	2925.3	4808.2	4824.6	4054.2	3627.8	3261.1
72.5°	463.5	461.5	504.7	560.3	634.5	1755.2	4583.6	5218.1	4598.0	3516.5	2840.8
75°	354.3	360.5	416.1	496.5	580.9	826.1	3419.7	4293.1	4307.6	3277.5	2395.8
77.5°	269.9	271.9	333.7	438.8	568.6	583.0	2231.0	3199.3	3213.7	2538.0	1320.5
80°	201.9	201.9	253.4	370.8	554.2	537.7	1374.1	2218.7	2008.6	892.0	288.4
82.5°	115.4	123.6	168.9	282.2	502.7	517.1	774.6	1271.1	848.7	243.1	133.9
85°	61.8	63.9	103.0	189.5	414.1	494.4	591.2	632.4	337.8	129.8	61.8
87.5°	22.7	22.7	47.4	96.8	261.6	366.7	469.7	403.8	193.6	59.7	30.9
90°	0.0	0.0	0.0	0.0	0.0	0.0	0.0	0.0	0.0	0.0	0.0



REPORT NUMBER: P675582
 CATALOG NUMBER: CCW-SA-2A-760-U-SL3

CANDELA DISTRIBUTION (continued):

	90°	95°	105°	115°	125°	135°	145°	155°	165°	175°	180°
0°	1540.9	1540.9	1540.9	1540.9	1540.9	1540.9	1540.9	1540.9	1540.9	1540.9	1540.9
2.5°	1538.9	1530.6	1524.4	1530.6	1508.0	1497.7	1510.0	1503.8	1491.5	1485.3	1481.2
5°	1508.0	1497.7	1487.4	1481.2	1456.5	1431.7	1419.4	1394.7	1374.1	1380.2	1367.9
7.5°	1475.0	1464.7	1433.8	1405.0	1355.5	1306.1	1283.4	1248.4	1236.0	1225.7	1219.6
10°	1433.8	1415.3	1367.9	1310.2	1238.1	1182.5	1124.8	1083.6	1040.3	1021.8	1028.0
12.5°	1382.3	1372.0	1297.8	1209.3	1108.3	1015.6	947.6	881.7	824.0	793.1	784.9
15°	1359.6	1328.7	1221.6	1104.2	976.5	861.1	760.2	644.8	576.8	543.9	543.9
17.5°	1334.9	1277.2	1149.5	988.8	842.6	694.2	552.1	447.0	393.5	374.9	374.9
20°	1295.8	1231.9	1065.0	879.6	702.5	523.3	395.5	337.8	321.4	309.0	311.1
22.5°	1266.9	1188.6	986.8	772.5	556.2	389.3	311.1	292.5	286.3	282.2	284.3
25°	1234.0	1137.1	904.4	657.2	436.7	306.9	269.9	261.6	265.7	267.8	267.8
27.5°	1207.2	1093.9	819.9	533.6	329.6	259.6	243.1	241.0	249.3	253.4	255.4
30°	1188.6	1054.7	737.5	420.3	263.7	230.7	222.5	222.5	232.8	236.9	239.0
32.5°	1170.1	1021.8	648.9	321.4	224.5	206.0	203.9	206.0	212.2	212.2	214.2
35°	1176.3	990.9	564.5	259.6	201.9	189.5	189.5	189.5	191.6	193.6	193.6
37.5°	1188.6	982.6	473.8	218.4	185.4	177.2	177.2	175.1	177.2	175.1	177.2
40°	1201.0	970.3	391.4	193.6	175.1	168.9	166.9	162.7	160.7	160.7	162.7
42.5°	1252.5	986.8	321.4	177.2	166.9	162.7	156.6	152.4	150.4	150.4	150.4
45°	1318.4	1017.7	265.7	168.9	160.7	150.4	146.3	144.2	140.1	142.1	144.2
47.5°	1417.3	1065.0	232.8	162.7	154.5	142.1	138.0	133.9	133.9	138.0	138.0
50°	1547.1	1143.3	212.2	156.6	148.3	136.0	129.8	127.7	127.7	133.9	133.9
52.5°	1687.2	1234.0	203.9	154.5	142.1	129.8	123.6	121.5	121.5	129.8	129.8
55°	1827.3	1345.2	210.1	154.5	138.0	123.6	117.4	113.3	115.4	121.5	121.5
57.5°	1981.8	1464.7	241.0	154.5	133.9	121.5	113.3	107.1	109.2	111.2	111.2
60°	2150.7	1621.3	294.6	154.5	131.8	117.4	107.1	98.9	98.9	100.9	100.9
62.5°	2321.7	1775.8	370.8	156.6	133.9	115.4	98.9	90.6	88.6	90.6	90.6
65°	2546.2	2023.0	447.0	156.6	140.1	111.2	92.7	82.4	80.3	80.3	82.4
67.5°	2861.4	2200.1	346.1	150.4	144.2	111.2	86.5	76.2	72.1	72.1	72.1
70°	2694.5	1856.1	220.4	140.1	138.0	115.4	82.4	70.0	65.9	63.9	63.9
72.5°	2307.3	1485.3	177.2	131.8	127.7	113.3	78.3	65.9	59.7	57.7	57.7
75°	1849.9	1172.2	154.5	119.5	111.2	94.8	72.1	59.7	55.6	51.5	51.5
77.5°	906.4	490.3	117.4	105.1	94.8	72.1	63.9	55.6	49.4	45.3	45.3
80°	226.6	171.0	86.5	82.4	70.0	55.6	51.5	47.4	43.3	39.1	39.1
82.5°	121.5	100.9	61.8	55.6	47.4	39.1	39.1	37.1	35.0	30.9	28.8
85°	61.8	59.7	41.2	37.1	30.9	24.7	26.8	26.8	24.7	18.5	18.5
87.5°	33.0	33.0	20.6	16.5	14.4	12.4	12.4	12.4	10.3	8.2	8.2
90°	0.0	0.0	0.0	0.0	0.0	0.0	0.0	0.0	0.0	0.0	0.0

(END OF REPORT)